



# Core DX Hinged Door Cart

## Mobile Supply & Procedure Cart For Healthcare & Science



### MOBILE STORAGE BUILT FOR ORGANIZATION, SECURITY, AND DURABILITY

The Core DX Hinged Door Cart enhances productivity with smart compartmentalization, secure storage, and fast access to critical supplies. Its corrosion-resistant construction and smooth mobility simplify restocking, cleaning, and inventory control—helping healthcare teams deliver better care and operate more efficiently.

### DURABLE & HYGIENIC

- Enjoy lightweight but strong HDPE and ABS construction.
- Easily disinfect and maintain all surfaces.

### ORGANIZED STORAGE

- Customize six side shelves for fast access or high-use supplies.
- Maximize storage with three lockable drawers and a bulk storage compartment.

### EASY MOBILITY

- Get into tight spaces with smooth casters and built-in easy-grab handles.

### LIFETIME GUARANTEE

- Work stress-free, knowing your cart is covered for life.

### DEMO THIS PRODUCT!



Scan this QR code to learn more about this product and request a demo unit.



#### Twin-Wheel Casters

- Smooth and easy to move over thresholds and elevator gaps.
- Lockable.



#### Spacious Drawers

- Three lockable drawers that each measure 11 ½" wide by 15 ¼" deep by 3 ¾" tall.



#### Dispensing Shelf

- Easily access gloves or other supplies.



#### Easy-Grab Handles

- Ergonomic, lightweight, and easy to maneuver.



10991 N Airworld Drive, Kansas City, MO, USA | 1 (800) 874-7768 | Sales@TrippNT.com

# Core DX Hinged Door Cart

## Mobile Supply & Procedure Cart

### DRAWERS

- 3 lockable drawers
- Measure 11 1/2" x 15 1/4" x 3 3/8" (WDH)
- Durable ACP interior with HDPE front

### BULK STORAGE COMPARTMENT

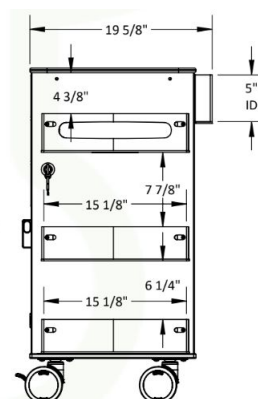
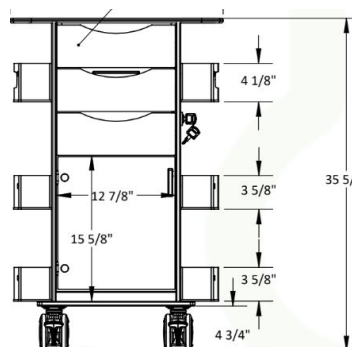
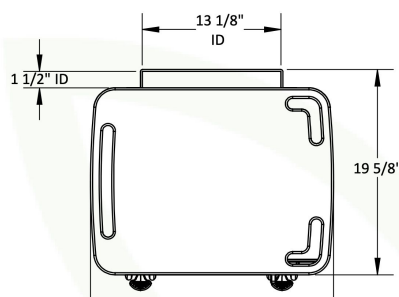
- Impact-resistant and lockable hinged door
- Measures 12 7/8" x 16" x 15 5/8" (WDH)

### CHART & TOOL HOLDER

- 11 3/8" x 1 1/2" x 5" (WDH) main compartment, great for documents or charts
- 1 1/2" x 1 1/2" x 5" (WDH) secondary compartment

### CLEANING

- All surfaces can be cleaned with soap and water or hospital-grade cleaner.



## COLOR OPTIONS



PN: 53517  
White



PN: 53518  
Almond Beige



PN: 53522  
Global Blue



PN: 53529  
Black



PN: 53588  
Dolphin Gray



PN: 53519  
Silver Metallic

## ACCESSORIES



PN: 50917  
4 Compartment



PN: 50974  
6 Compartment



PN: 50975  
4 Compartment



PN: 51998  
Adjustable