



Core DX Hinged Door Cart

Mobile Supply & Procedure Cart For Healthcare & Science



MOBILE STORAGE BUILT FOR ORGANIZATION, SECURITY, AND DURABILITY

The Core DX Hinged Door Cart enhances productivity with smart compartmentalization, secure storage, and fast access to critical supplies. Its corrosion-resistant construction and smooth mobility simplify restocking, cleaning, and inventory control—helping healthcare teams deliver better care and operate more efficiently.

DURABLE & HYGIENIC

- Enjoy lightweight but strong HDPE and ABS construction.
- Easily disinfect and maintain all surfaces.

ORGANIZED STORAGE

- Customize six side shelves for fast access or high-use supplies.
- Maximize storage with three lockable drawers and a bulk storage compartment.

ASK ABOUT OUR DEMO PROGRAM

Try it out at your facility.

EASY MOBILITY

- Get into tight spaces with smooth casters and built-in easy-grab handles.

LIFETIME GUARANTEE

- Work stress-free, knowing your cart is covered for life.



Twin-Wheel Casters

- Smooth and easy to move over thresholds and elevator gaps.
- Lockable.



Spacious Drawers

- Three lockable drawers that each measure 11 ½" wide by 15 ¼" deep by 3 ¾" tall.



Dispensing Shelf

- Easily access gloves or other supplies.



Easy-Grab Handles

- Ergonomic, lightweight, and easy to maneuver.



10991 N Airworld Drive, Kansas City, MO, USA | 1 (800) 874-7768 | Sales@TrippNT.com

Core DX Hinged Door Cart

Mobile Supply & Procedure Cart

DRAWERS

- 3 lockable drawers
- Measure 11 1/2" x 15 1/4" x 3 3/8" (WDH)
- Durable ACP interior with HDPE front

BULK STORAGE COMPARTMENT

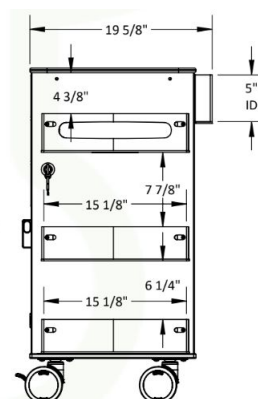
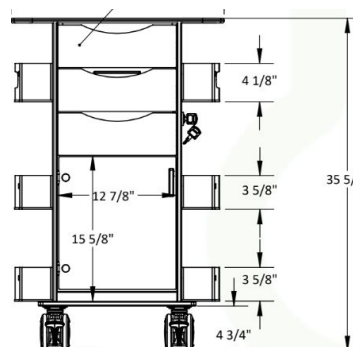
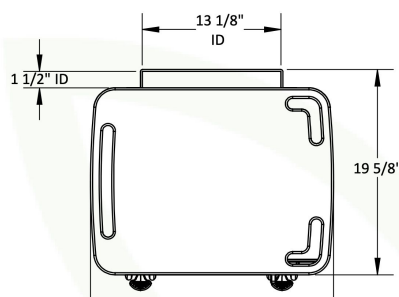
- Impact-resistant and lockable hinged door
- Measures 12 7/8" x 16" x 15 5/8" (WDH)

CHART & TOOL HOLDER

- 11 3/8" x 1 1/2" x 5" (WDH) main compartment, great for documents or charts
- 1 1/2" x 1 1/2" x 5" (WDH) secondary compartment

CLEANING

- All surfaces can be cleaned with soap and water or hospital-grade cleaner.



COLOR OPTIONS



PN: 53517
White



PN: 53518
Almond Beige



PN: 53522
Global Blue



PN: 53529
Black



PN: 53588
Dolphin Gray



PN: 53519
Silver Metallic

ACCESSORIES



PN: 50917
4 Compartment



PN: 50974
6 Compartment



PN: 50975
4 Compartment



PN: 51998
Adjustable